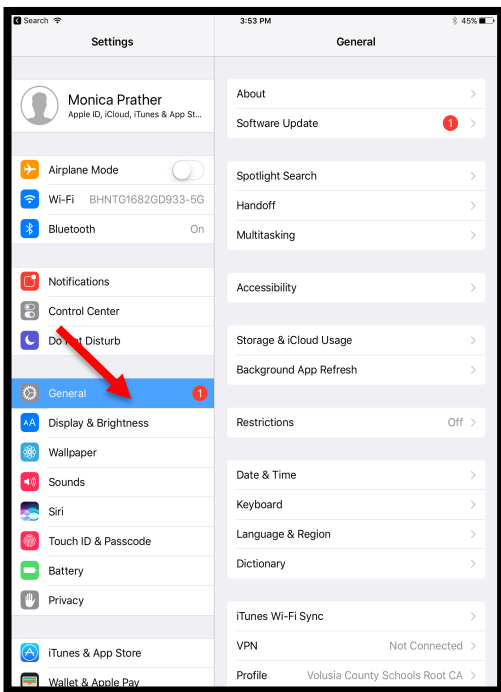


# VCS APPLE LEARNING PROGRAM

iPad Support Team  
Instruction Technology Services

Siri is defaulted to talk very rapidly on the iPads. This can be a real issue for students who are very young or trying to learn English as their second language. The steps below will help you slow her speech down to a speed that will be more effective for listening to her read text. After you complete these steps whenever Siri is asked to read out loud in any app, she will read at the speed you set her to follow.

1



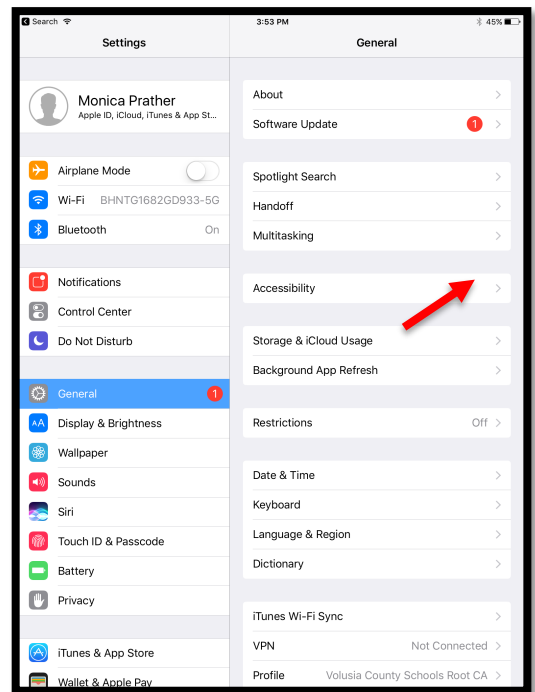
1. Open **SETTINGS** and tap on **GENERAL**.

2. Tap the **ACCESSIBILITY** arrow.

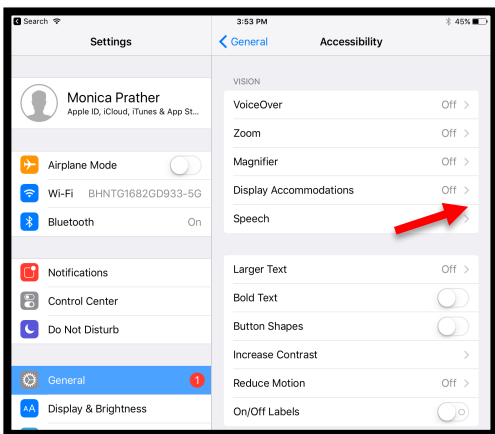
3. Tap the **SPEECH** arrow.

4. Use your finger to slide the speed button back and forth between the turtle and rabbit finding the perfect speed for Siri to read.

2



3



5. Tap the **HOME** BUTTON to return to your iPad home screen.

4



Created by Monica Prather  
Apple Learning Resource Teacher