

VCS APPLE LEARNING PROGRAM






iPad Support Team
Instruction Technology Services





GarageBand: GarageBand turns your iPad into a collection of Touch Instruments and full-featured recording studio.

Note: This app has multiple features and tools, this click sheet is to complete 2 of the app's many tasks.

RECORDING A LOOP

- 🍏 Tap app icon to open, then tap **LIVE LOOPS**, on the top.
- 🍏 Choose and tap on a music style choice.
- 🍏 Tap each column trigger , at the bottom of each column, to hear how the energy builds up and down in different sections.
- 🍏 Tap the  button, at the top of the screen, to stop the loop.
- 🍏 To change the tempo, tap the  while the music is playing, then tap **TEMPO**.
- 🍏 Tap the UP or DOWN arrows, next to the tempo number, **OR** tap, **HOLD, & SWIPE** vertically over the tempo numbers.
- 🍏 When you find a tempo that you like, tap the  again to exit.
- 🍏 Tap the **GO to BEGINNING** button. 
- 🍏 To Record: tap the **RECORD** button, play through your arrangement by tapping the triggers, then tap **STOP** button when you're done.
- 🍏 Tap **MY SONGS**, touch and hold the image of your song to rename it, then tap **DONE**.
- 🍏 To Save: touch and hold your song in the **MY SONG** browser, tap **SONG**, then tap **SHARE**.

REMIX LIKE A DJ

- 🍏 Tap the **+** to create a new project, then tap **LIVE LOOPS** and choose **BEAT MASHER**.
- 🍏 Listen to each column and individual instrument to get a sense of the sounds.
- 🍏 Tap the column trigger  of column 4, then tap the **FX** button, at the top of the screen.
- 🍏 While the music plays, use your finger and draw a simple shape in the **FILTER** box to see how it effects the sound, then do the same thing in the **REPEATER** box.
- 🍏 Tap the word **FILTER**, then choose a new word from the choices, see how that effects the the sound. Tap the word **REPEATER** and do the same thing with the word choices.
- 🍏 Tap the **GO to BEGINNING** button. 
- 🍏 To Record: tap the **RECORD** button, play through your arrangement by tapping the FX you want to use in your mix, then tap **STOP** button when you're done.
- 🍏 Tap **MY SONGS**, touch and hold the image of your song to rename it, then tap **DONE**.
- 🍏 To Save: touch and hold your song in the **MY SONG** browser, tap **SONG**, then tap **SHARE**.