



VCS APPLE LEARNING PROGRAM

iPad Support Team
Instruction Technology Services













DRAW AND TELL: Draw and Tell lets you create, narrate, and record stories.




GETTING STARTED

- 🍏 Tap app icon to open.
- 🍏 Tap the **MUSIC NOTE** icon,  if you wish to mute the background music playing.
- 🍏 Tap the **BLANK PAPER** option,  to begin.
- 🍏 Choose and tap a selected paper style.



TOOLS

- 🍏 Tap the icon, in the **UPPER RIGHT** of the screen, to open the toolbox.
- 🍏 Tap the **CHARACTER** icon,  choose and tap a character from the bottom of the screen, then tap anywhere on your paper to place the character.
*Use the **X** to delete the character and the  to grow or shrink the character.*
- 🍏 Tap the **PATTERN** icon,  choose and tap on a pattern from the bottom of the screen, then begin drawing on your paper.
- 🍏 Tap the **ERASER** icon,  choose and tap, at the bottom of the screen, on the size of eraser you wish to use, then swipe your finger across the screen to begin erasing.
- 🍏 Tap the **PAINTBUSH** icon,  choose and tap a paint color at the bottom of the screen, then use your finger to begin painting.
- 🍏 Tap the **PENCIL** icon,  choose and tap a pencil color at the bottom of the screen, then use your finger to begin drawing.
- 🍏 Tap the **CRAYON** icon,  choose and tap a crayon color at the bottom of the screen, then use your finger to begin drawing.
- 🍏 Tap the **BUTTERFLY** icon,  choose and tap a stencil at the bottom of the screen, then Tap your paper to place the stencil.
*Use the **X** to delete the stencil and the  to grow or shrink the stencil.*
- 🍏 Tap the **UNDO** icon,  to undo the last change made to your project.

RECORDING/REVIEWING VIDEO

- 🍏 Tap the **MICROPHONE** icon,  to record your voice.
- 🍏 Tap the **STOP BUTTON** icon,  to pause or stop your recording.
- 🍏 Tap the **PLAY BUTTON** icon,  to review your video.

SAVING

- 🍏 Tap the **BACK ARROW** icon,  to return to the main menu page.
- 🍏 Tap the **PHOTO**  icon, then tap the **PROJECT** you wish to save.
- 🍏 Tap **SAVE TO PHOTOS**.