


VCS APPLE LEARNING PROGRAM

iPad Support Team
Instruction Technology Services





AirDrop: AirDrop lets you quickly and easily transfer files between iPhones, iPads, and Macs.

AIRDROP PHOTOS/VIDEOS

- 🍏 Tap the **PHOTO** app icon 
- 🍏 Tap **ALL PHOTOS** in My Albums.
- 🍏 Tap **SELECT** in the upper right corner.
- 🍏 Tap to choose the videos/photos to AirDrop.
- 🍏 Tap the **SHARROW**  in the upper left corner.
- 🍏 Tap the **DEVICE** name you wish to AirDrop the video/photo.
Make sure AirDrop is activated on BOTH devices.

ACTIVATING AIRDROP

- 🍏 Open the **CONTROL CENTER** by swiping down from the iPad's upper right corner.
- 🍏 Tap and hold the **BLUETOOTH** icon. 
- 🍏 Tap the **AIRDROP** icon. 
- 🍏 Tap **EVERYONE**.

*Created by Monica Prather
Apple Learning Resource Teacher*